

# Webelos-to-Scout Crossover Ceremonies



Steve Sarver • 815-751-5186  
[scouts@sarverman.org](mailto:scouts@sarverman.org)



# About the Presenter - Steve Sarver

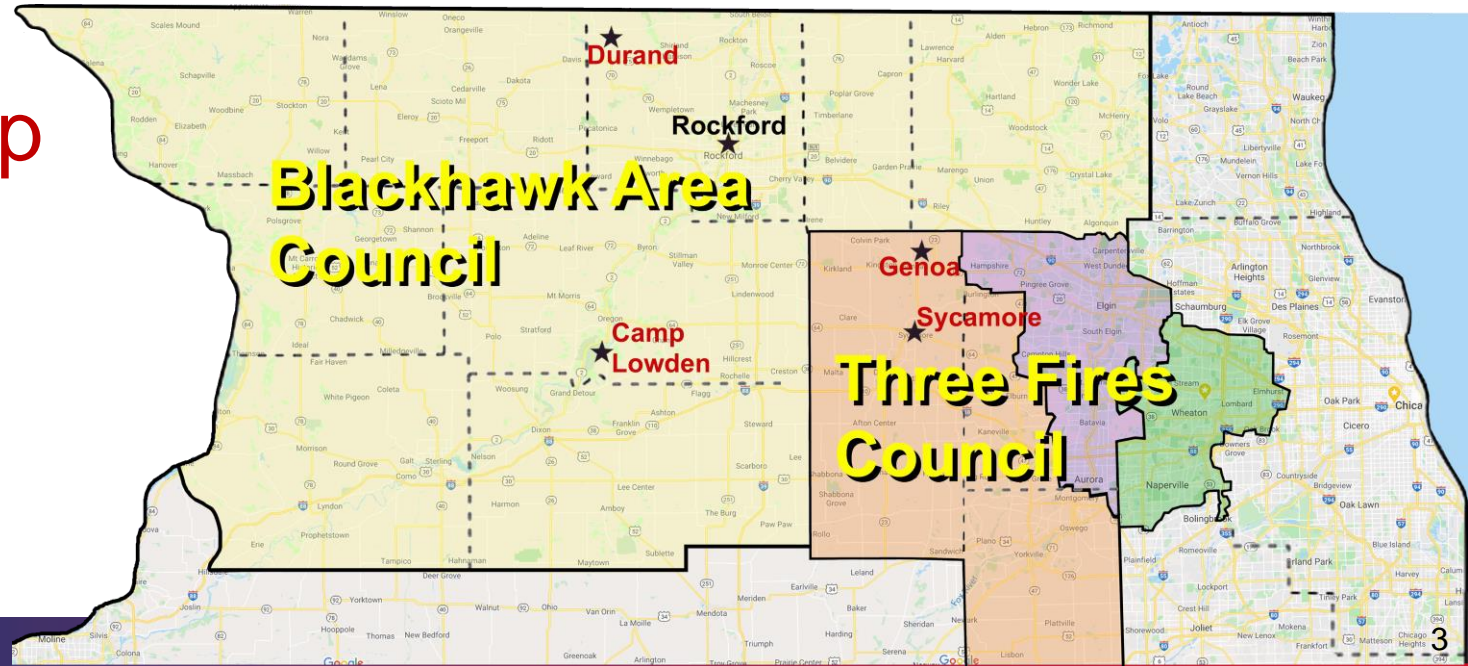
- 47 years in Scouting
- Cub Scout and Boy Scout
  - Arrow of Light
  - Eagle Scout
- Adult Leader
  - Troop Committee
  - Asst. Scoutmaster
  - Den Leader
  - Cubmaster
  - Wood Badge Staff



Steve and Cindy Sarver, 1978

# About the Presenter - Steve Sarver

- Originally from Blackhawk Area Council
  - Hometown troop and pack
- Three Fires Council
  - Founded Cub Scout pack
- Camp Lowden Scout Camp
  - Historian



# On My Web Site – [sarverman.org](http://sarverman.org)

- This presentation
- Handouts
  - Crossover Ceremonies
  - Order of the Arrow Participation Guidelines
  - How to Make Your Own Crossover Bridge
- And more!



# Purpose of Crossover

- Recognize Webelos with a “graduation” ceremony
- Significant achievement!
  - *End* of Cub Scout trail
  - *Beginning* of Scouts BSA trail
- Emphasis
  - Graduate *entire family* into Scouts BSA



# Meaningful Ceremonies

- Scouts feel welcomed
- Significant
  - Scouts and parents understand significance of advancement
- Naturally want to continue on Scouting trail



# Who is Needed?

- **Cub Scout Pack**
  - Graduating Webelos (AOL Scouts)
  - Parents / family members
  - Webelos den leader
  - Cubmaster
- **Scouts BSA Troop(s)**
  - Prospective Scoutmaster(s)
  - Scouts



# What is Needed?

- **Scout Regalia**
  - Neckerchief, slide, shoulder loops, etc.
- **Ceremony**
  - Script
  - Readers for ceremony parts
    - (if desired)
- **Bridge**
  - Literal or figurative





# What is Needed?

- **Develop Plan of Cooperation**
  - Pack
  - Troop(s) that work with you
- *Make sure everyone is on same page*
- **Troops**
  - Need members
  - Will want to work with you




# COMMUNICATE with Troops

- *Two months out (preferably more)*
  - Get date and time on troop calendar
- *Two weeks out*
  - Confirm troop's attendance
- *Two days in advance*
  - Contact Scoutmaster to confirm attendance



# Scout Regalia

- *May* be supplied by new Scout's troop
- **Neckerchief**
  - Troop-specific or generic
- **Neckerchief Slide**
  - Troop-specific or generic BSA
- **Shoulder loops**
  - Hunter green
- **Handbook**




# COMMUNICATE with Troops

- *Be Prepared!*
- **Scout Regalia**
  - Confirm that troop is bringing
- **Program**
  - If they have part in program, *make sure they know this!*
- **Rechartering**
  - Address any issues



# COMMUNICATE with Troops

- Greet upon arrival
  - Be a good host
- *Thank* them for helping out
- Finalize any last-minute preparations
- Ensure that leaders and youth know...
  - Where they are supposed to be
  - What is expected of them
  - Etc.




# When to Have?

- **Pack Decision**

- Blue and Gold?
- Campout or other event?

- **Keep it special**

- Make it distinctive from other ceremonies
- Suggested to *not* combine with other ceremonies



# When to Have?

- Recommendation – March or before
  - Get new Scouts acclimated in troop
  - Experience as Scouts
  - Get several campouts under belt
    - Adequately prepare for summer camp

# Crossover Ceremony

- Make it *meaningful*
- Symbolization – “rite of passage”
- Give everyone something to think about
  - Both youth and adults





# Crossover Ceremony

- Keep short and to the point
- If using readers, give them script well in advance
  - Don't "surprise" them when they walk in door!
  - Possibly schedule rehearsal time




# Crossover Bridge – Where to Get?

- Pack may already have one
- Possibly borrow from another pack
- Use natural surrounding, e.g., bridge in park
  - Potential issues
    - Ability to hear
    - Lack of seating
- Storage issues for “once a year” event
- Make your own

# Pack 82 Bridge

- New pack, never had crossover before
- Did not have bridge
- Built one out of necessity
- Completely portable



A photograph showing a metal shopping cart filled with several long, light-colored wooden planks. The cart is parked on a concrete floor in what appears to be a home center or hardware store. In the background, there are stacks of various building materials, including concrete blocks and pipes. The lighting is bright, suggesting an indoor or well-lit outdoor area.


Everything can be  
purchased at your  
local home center

O SELF

All of the cuts are  
straight cuts...  
no miters or angles

ERS

ENTRY



No nails or screws are needed as everything locks together in a “tongue and groove” system



Each “long” plank  
represents part of the  
Scout Oath



Each of the “short” pieces is point of Scout Law  
(Note that filler pieces may be needed, depending on size of bridge)





Having each “graduating Webelos” Scout place each individual plank is an excellent way to involve the Scouts in the ceremony



Having “graduating Webelos” Scouts place individual planks is excellent way to involve Scouts in ceremony



The completed bridge



DUTY TO GOD AND COUNTRY

The completed bridge



What Scouts see  
when they cross



“Planks” of bridge break down nicely for easy storage  
(Note the grooves were dadoed out of bottom of each plank so they sit nicely on long planks)

# Crossover Bridge

- Scouts who crossed over
  - Each signed bottom of plank  
(Traditions have to start somewhere!)



# Crossover Bridge

- Lettering could be...
  - Wood-burned
  - Painted





# Crossover Bridge

- Lettering could be...
  - Wood-burned
  - Painted
  - By computer
  - Vinyl lettering




# Crossover Bridge

- Bridge could be painted or stained



# Crossover Bridge




# Candle Holder



# Cool Idea!

- Imitation Eagle feather

“This feather is not really a gift.  
I want you to return it to me at your  
Eagle Scout court of honor.”



# Possible Ceremonies

- No “standardized” or “official” ceremony
  - Use pack’s “in-house” script
  - Find (or make) your own
- Internet
  - Some are good, but some are terrible!!!
- Order of the Arrow



# Possible Ceremonies

- Order of the Arrow
  - Must use officially-approved OA ceremonies
    - [oa-bsa.org/resources/inductions/cub-scout-ceremony-resources](http://oa-bsa.org/resources/inductions/cub-scout-ceremony-resources)
  - No longer permitted to be done in American Indian regalia
  - Are to be conducted in Scout uniform



# Simple Crossover Ceremony





# Simple Crossover Ceremony

- Cubmaster: [Make the Scout sign and ask the Scouts to do the same]

*“Do you promise to set an example for others to follow in your footsteps, set your eye on the Eagle Scout Award, and never waiver?  
If so, answer, ‘we promise.’”*

- Scouts: *“We promise.”*

# Simple Crossover Ceremony

- Cubmaster: *“Family members, please remove the blue shoulder loops and Webelos neckerchief from your Scout’s uniform.*

*At this time we invite the scoutmaster from Troop \_\_\_\_\_,  
Mr./Ms. \_\_\_\_\_,  
to please come forward to the  
opposite side of the bridge.”*

# Simple Crossover Ceremony

- Cubmaster: *“Scouts, with your parents or guardian, please cross over the bridge to Scouts BSA to meet your Scoutmaster.”*

[If possible, have the senior patrol leader present them with the green shoulder loops and neckerchief]

# For Webelos is Not Continuing

- Cubmaster: *“If your continued adventure will be with Scouts, please join your troop. Otherwise, you main return to your seat.”*

# Simple Crossover Ceremony

- Cubmaster: *“Scouting friends and families,  
I now present to you the newest  
members of Troop \_\_\_\_\_.”*

[Cubmaster begins applause  
and then has Scouts and their  
families return to their seats]

# Pack 82

# Crossover Ceremony



# Pack 82 Crossover Ceremony

- **Cub Scout Parent (but not a leader)**
  - Begins ceremony
  - Stresses that Scout Oath forms foundation for bridge
  - Calls AOL Scouts forward by name



# Pack 82 Crossover Ceremony

- **Scout**

- [Important that Scout reads this section]
- Webelos build bridge as each point of Scout Law and description read





# Pack 82 Crossover Ceremony

- **Cub Scout Leader**
  - Bridge now complete
  - Webelos regalia removed
  - Scouts and parents cross bridge
  - Troop presents new regalia



# Pack 82 Crossover Ceremony

- **Cubmaster**
  - Farewell to former Webelos
  - “Pack Charge” to Scout troops
  - Legacy
  - Concludes ceremony



# Your Experiences / Questions

**Thanks for coming!**  
**Enjoy the rest of your day!**

**Steve Sarver • 815-751-5186**  
**sarverman.org • scouts@sarverman.org**

