

# Cool Crafts!

If you have any ideas, corrections, updates, or other suggestions, please feel free to contact me:

Steve Sarver  
scouts@sarverman.org  
815-751-5186

~ ~ ~ ~ ~

(This is not an official publication of Scouting America. We did not intend to infringe upon the rights of any author, composer, or publisher in the preparation of this book. If any copyright has been unknowingly infringed, please contact us so that proper acknowledgement can be made or permission obtained from copyright holders.)

# Cool Crafts!

## Contents

---

Coloring Eggs .....	3
Cub Scout Bookmarks .....	3
Catapult Ideas for Cub Scouts.....	4
Tongue Depressor Flags .....	5
Foliage Friends.....	6
Halloween Lights .....	7
Ghostly Lanterns.....	8
Holiday Fun .....	9
Icicle Ornaments .....	10
Wreath Hands.....	11
Photo Fun .....	12
Photo Collage.....	13
Popsicle Photo Frames .....	14
Scout Cutouts .....	14
Snowflakes.....	15
Teenage Mutant Ninja Turtles Costumes .....	15

# Cool Crafts!

## Coloring Eggs

---

1. Hard-boil some eggs in advance, and then have the Scouts color them.
2. Plenty of suggestions for this on the Internet

## Cub Scout Bookmarks

---

1. Have each Scout pose as if they were hanging from a rope
2. Take their picture in this pose
3. Print out on card stock
4. Cut out each Cub Scout's photo
5. Glue on a piece of ribbon or yarn
6. Instant bookmark!




# Cool Crafts!

## Catapult Ideas for Cub Scouts

---

- Try one or more and see which ones work best for you.
- Or, show photos and then turn your Scouts loose and challenge them to make these and more!



# Cool Crafts!

## Tongue Depressor Flags

---



# Cool Crafts!

## Foliage Friends

---

1. Each Scout gets a leaf, a pen, and a piece of paper
2. Have them come up with a fun design similar to those below

Note: Be sure to show your Scouts these examples. Their finished product probably will not look as nice, but hopefully they will open their minds to the possibilities.  
Challenge them to see who can be the most creative!



# Cool Crafts!

## Halloween Lights

---

1. Get a bunch of ping pong balls and battery-powered tea lights
2. Arm the Scouts with pens or markers and let them have at it!
3. Turn out the lights at the end of the meeting for glow-in-the-dark fun!



# Cool Crafts!

## Ghostly Lanterns

---

1. Gather enough milk jugs
2. Scouts draw faces with marker (or cut out of black construction paper and glue on)
3. Fill with water
4. Drop in glow stick
5. Reusable!



Reciclagem, Jardinagem e Decoração



# Cool Crafts!


## Holiday Fun

---



# Cool Crafts!

## Icicle Ornaments



# Cool Crafts!

## Wreath Hands

---

1. Have each Scout trace their hand on green construction paper
2. Cut out all the hands and place them together in a circle with the fingers pointing outward, thereby forming a wreath
3. Decorate with red berries using markers or crayons
4. Give to your chartered organization or some other worthwhile place



# Cool Crafts!

## Photo Fun

---

1. Take a photo of each Scout in front of an American flag
2. Give a copy to each family



# Cool Crafts!

## Photo Collage

---

Take numerous photos of each Scout and then make a collage

### Ryan



# Cool Crafts!

## Popsicle Photo Frames


---



## Scout Cutouts

---

1. Take photo of each Scout
2. Next meeting, each Scout:
  - a. Cuts out and glues as shown
  - b. Colors the rest
3. Can be done with other templates (e.g., super-heroes)
4. Excellent “pre-opening” activity



# Cool Crafts!

## Snowflakes

---

This is not only fun for all ages, it gives Scout practice using scissors

## Teenage Mutant Ninja Turtles Costumes

---

